



AMERICAN  
BUILDING  
COMPONENTS



# Post-Frame

METAL ROOFING



# Trusted Leader Since 1908

American Building Components' roots run deep in the post-framing industry. Since 1908, we have worked side by side with our customers to develop metal roofing and siding products to protect their livestock, crops and machinery. Whether you need to match an existing roof profile or you are ready to start a new project, ABC provides a variety of colors, gauges and profiles to fit your post-frame and siding needs.

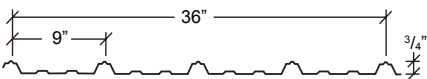
## Quality

Our top priority is your satisfaction. When you buy ABC products, you are investing in the highest quality metal roofing and accessories in the industry backed by some of the best warranties available. A proud member of the NCI Building Systems family of companies, ABC draws significant product development and distribution strength from an extensive network of partner companies. With ABC metal panels and trim, you can be assured that you have prolonged the life of your roof and improved the value of your home.

# Panel Options

## Imperial Rib®

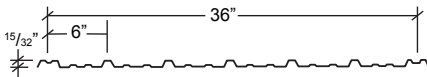

The Imperial Rib® panel system is an exposed-fastened offering that can be used for both roof and wall applications. Imperial Rib is ideal for residential, agricultural, light commercial and storage buildings, and also works well for canopies. Further protect your investment against moisture that can accumulate on the underside of metal panels and cause water damage with Drip Stop technology.



**Applications:** Roof and Wall  
**Coverage Widths:** 36"  
**Rib Spacing:** 9" on center  
**Rib Height:** 3/4"  
**Minimum Slope:** 3:12  
**Panel Attachment:** Exposed Fastening System  
**Gauges:** 26, 29 and 30  
**Coatings:** Galvalume Plus®, Signature® 200, Galvanized  
**Paint System:** Premium, Select40, Econo20, Commodity

## Ameri-Drain®

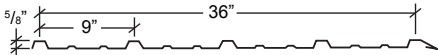
As one of the more popular metal panels in the post-frame market, the 29-gauge Ameri-Drain® panel offers a traditional aesthetic and the durability necessary for your building project.



**Applications:** Roof and Wall  
**Coverage Widths:** 36"  
**Rib Spacing:** 6"  
**Rib Height:** 15/32"  
**Minimum Slope:** 3:12  
**Panel Attachment:** Exposed Fastening System  
**Gauges:** 26, 29 and 30  
**Coatings:** Galvalume Plus®, Signature® 200, Galvanized  
**Paint System:** Premium, Select40, Econo20, Commodity

## Perma-Clad®

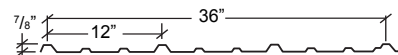

Perma-Clad® metal panels are designed for the unique needs of the post-frame light commercial and residential markets. Offering excellent durability in all types of weather including rain, wind and snow, it is the panel of choice for all climates. Perma-Clad can be installed over a solid, water-proofed deck when used as a roof panel and is available in cut-to-the-inch lengths.



**Applications:** Roof and Wall  
**Coverage Width:** 36"  
**Rib Spacing:** 9"  
**Rib Height:** 5/8"  
**Minimum Slope:** 3:12  
**Panel Attachment:** Exposed Fastening System  
**Gauges:** 26, 29 and 30  
**Coatings:** Galvalume Plus®, Signature® 200, Galvanized  
**Paint System:** Premium, Select40, Econo20, Commodity

## 7/8" Wide Rib®

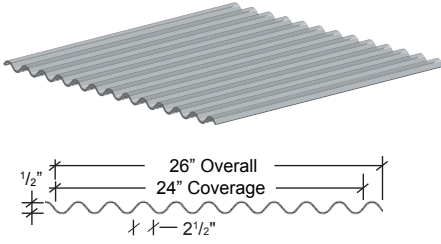
ABC's 7/8" Wide Rib® panel offers the traditional look of metal roofing with the added benefit of being an economical solution for agricultural structures.



**Applications:** Roof and Wall  
**Coverage Width:** 36"  
**Rib Spacing:** 12"  
**Rib Height:** 7/8"  
**Minimum Slope:** 3:12  
**Panel Attachment:** Exposed Fastening System  
**Gauges:** 26, 29 and 30  
**Coatings:** Galvalume Plus®, Signature® 200, Galvanized  
**Paint System:** Premium, Select40, Econo20, Commodity

## 2 1/2 Corrugated

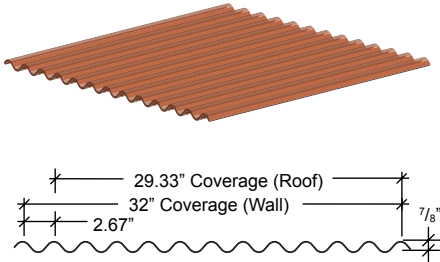
ABC recognizes the importance of reliability and structural security when choosing metal panels for your project. Designed with bold curves and uncompromised strength, the 2 1/2 Corrugated panel provides a traditional metal roof and wall aesthetic.



**Applications:** Roof and Wall  
**Coverage Widths:** 24"  
**Rib Spacing:** 2 1/2" on center  
**Rib Height:** 1/2"  
**Minimum Slope:** 3:12  
**Panel Attachment:** Exposed Fastening System  
**Gauges:** 26 and 29  
**Coatings:** Galvalume Plus®  
**Paint System:** Not Applicable

## Rustic Trail


The Rustic Trail panel features the vintage appearance of weathered steel that deepens in color over time while providing superior protection to your home or building. Designed to naturally oxidize, Rustic Trail panels provide a picturesque southwestern aesthetic that homeowners and businesses have come to love.



**Applications:** Roof and Wall  
**Coverage Widths:** 32" wall, 29.33" roof  
**Rib Spacing:** 2.67"  
**Rib Height:** 7/8"  
**Minimum Slope:** 3:12  
**Panel Attachment:** Exposed Fastening System  
**Gauges:** 22  
**Coatings:** Unpainted and uncoated cold rolled steel  
**Paint System:** Not Applicable

## Monarch Rib®

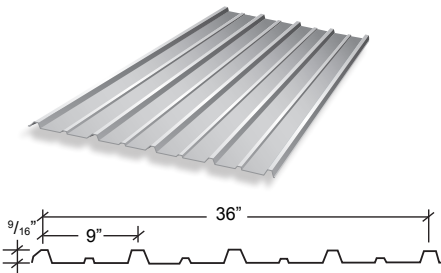
ABC knows that rural settings require an economical and durable roof solution, which is why we offer the Monarch Rib® panel. Monarch Rib provides agricultural professionals with the quality and performance they require.



**Applications:** Roof  
**Coverage Width:** 36"  
**Rib Spacing:** 9"  
**Rib Height:** 5/8"  
**Minimum Slope:** 3:12  
**Panel Attachment:** Exposed Fastening System  
**Gauges:** 26, 29 and 30  
**Coatings:** Galvalume Plus®, Signature® 200, Galvanized  
**Paint System:** Premium, Select40, Econo20, Commodity

## Rugged Rib®

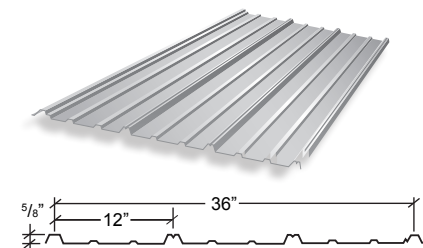
Named for the strength and resilience it provides, the Rugged Rib® metal panel offers limitless design potential and adds value to your structure with optimal performance year after year.



**Applications:** Roof and Wall  
**Coverage Width:** 36"  
**Rib Spacing:** 9"  
**Rib Height:** 9/16"  
**Minimum Slope:** 3:12  
**Panel Attachment:** Exposed Fastening System  
**Gauges:** 26, 29 and 30  
**Coatings:** Galvalume Plus®, Signature® 200, Galvanized  
**Paint System:** Premium, Select40, Econo20, Commodity

## Regal Rib®

Structural stability and consistent performance is the standard with ABC's Regal Rib® metal panel. Known for its aesthetic elegance, Regal Rib provides impressive lasting capabilities while maintaining the dependable strength needed in rural environments.

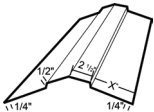


**Applications:** Roof  
**Coverage Width:** 36"  
**Rib Spacing:** 12"  
**Rib Height:** 5/8"  
**Minimum Slope:** 3:12  
**Panel Attachment:** Exposed Fastening System  
**Gauges:** 26, 29 and 30  
**Coatings:** Galvalume Plus®, Signature® 200, Galvanized  
**Paint System:** Premium, Select40, Econo20, Commodity

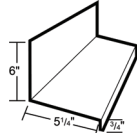
# Trim Applications

ABC offers one of the broadest selections of post-frame trim applications in the industry with the added capability of matching soffits, gutters and manufacturing trim in lengths up to 20 feet. ABC understands the importance of consistency and a small error margin which is why we manufacture a wide variety of roll-formed trims. Whether you are experienced or just beginning, ABC provides the tools to create custom trim for new or existing applications.

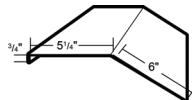
**LG 101** PLAIN RIDGE CAP\*



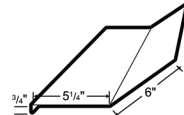
**LG 104** NOTCHED ENDWALL FLASHING



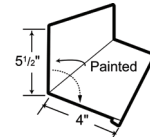
**LG 105** NOTCHED UPPER GAMBREL FLASHING



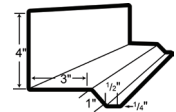
**LG 106** NOTCHED LOWER GAMBREL FLASHING



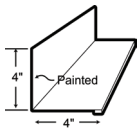
**LG107** DENVER ENDWALL FLASHING



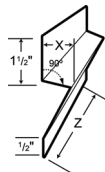
**LG 108** SIDEWALL FLASHING



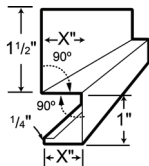
**LG 109** DENVER SIDEWALL FLASHING



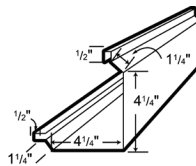
**LG 110** BASE TRIM\*



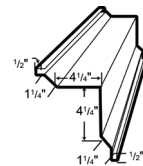
**LG 111** SQUARE BASE ANGLE\*



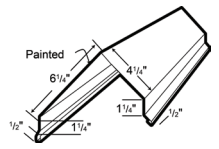
**LG 113** CORNER TRIM



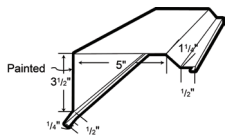
**LG 115** INSIDE CORNER



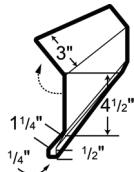
**LG 117** RAKE TRIM



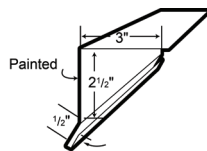
**LG 118** DENVER GABLE



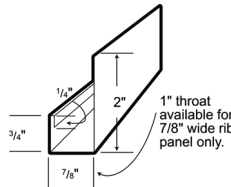
**LG 119** EAVE FLASHING



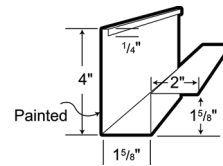
**LG 120** DENVER EAVE TRIM



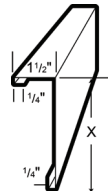
**LG 123** "J" CHANNEL



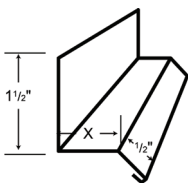
**LG 125** 9/16" DOOR JAMB



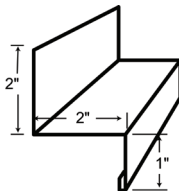
**LG 126** DOOR POST TRIM\*



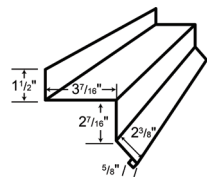
**LG 129** WINDOW DRIP CAP\*



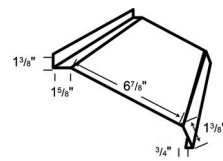
**LG 130** SLIDING DOOR DRIP CAP



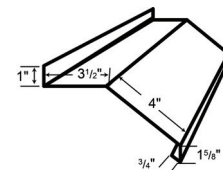
**LG 131** NATIONAL DOOR TRACK COVER



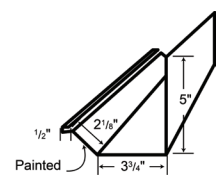
**LG 132** COMBO TRACK COVER



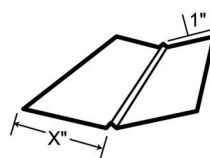
**LG 133** TOP MOUNT TRACK COVER



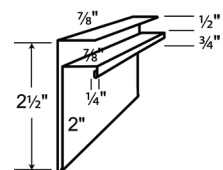
**LG 134** TRACK DOOR JAMB TRIM



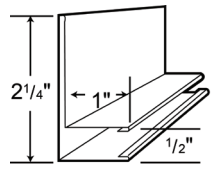
**LG 138 / LG 139** "W" FORMED VALLEY\*



**LG 147** F&J SOFFIT



**LG 148** "F" CHANNEL



\*Refer to the 29-gauge product manual for variable trim dimensions.

# Warranty Options



## Premium

ABC Premium paints and panels are the gold standard of the metal roofing industry. Manufactured at a .015 minimum 29-gauge with many colors to choose from, this product has a 40-year film integrity paint warranty, making it the perfect metal building material for your light gauge roofing or building needs. Contact your local sales manager or visit [www.abcmetalroofing.com](http://www.abcmetalroofing.com) for alternate warranty options.

## Galvalume®

Our Galvalume® and Galvalume Plus® coating options underscore our dedication to providing the highest quality metal panels. In addition to the 25-year limited paint system warranty that comes with Galvalume®, findings from studies conducted by the Metal Construction and Zinc Aluminum Coaters associations show the expected life span of a low-slope unpainted Galvalume® standing-seam roof is more than 60 years.

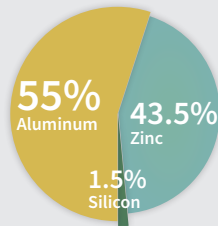
### Why Galvalume®?

Galvalume® is a specialized combination of aluminum, silicon and zinc which is applied to a steel substrate through a patented hot-dip process.

**55% Aluminum** The barrier protection and long-term durability of aluminum

**43.5% Zinc** The sacrificial (galvanic) protection of sheared edges that is characteristic of zinc

**1.5% Silicon** Has a minimal impact on the overall nature of the coating microstructure yet has a major impact on the alloy metal



The result is a highly corrosion-resistant sheet steel that delivers the optimum features of aluminum, zinc and silicon.

### Galvalume® vs. Galvanized

Galvalume® and Galvalume Plus® contain an aluminum-rich dendritic structure which helps to inhibit the corrosion rate up to four times better than the galvanized G-90.

**Prepainted Galvalume®** exhibits different corrosion behavior along the drip edge compared to Galvanized. The zinc-rich areas tend to sacrifice preferentially, leaving an aluminum-rich phase to retain the bond with the paint and hold the products of corrosion in place to slow the rate of undercutting corrosion.

**Prepainted Galvanized G-90** sufficient zinc corrosion, along with loss of paint to the strip edge, results in a lack of protection to the steel edge and surface.

## Signature® 200

Our Signature® 200 Paint System represents one of the most sophisticated silicone polyester coatings available. It offers optimum exterior protection, and resistance to chemical corrosion and ultraviolet radiation. The Signature® Series comes with 40-year film integrity warranty protection for all ABC panels in Premium colors.

### Fade

Fading is caused when substances in the environment attack the pigment in paint and cause the color to change. The right pigment is critical in formulating a finish that will resist fading. Signature® 200 paint only uses ceramic or inorganic pigments, the durability of which has been proven over hundreds of years of use in porcelain and ceramic products.

### Chalk

The stronger the resin, the more resistant it is to the sun and the environment. Chalking is caused by degradation of the resin system at the surface of the finish, due mostly to ultraviolet (UV) rays. As the resin system breaks down, resin particles take on a white, chalky appearance, as embedded pigment particles lose their adhesion to the film. Signature® 200 paint incorporates a 30 percent SMP Resin, one of the strongest in the marketplace.

# Signature® 200 Paint Colors

		PREMIUM 29-GAUGE	PREMIUM 26-GAUGE	SELECT40 29-GAUGE	ECONO20 29-GAUGE
Buckskin 727	■				
Burgundy 717	■				
Burnished Slate 212	■	■	■	■	■
Charcoal Gray 219	■	■	■	■	■
Clay 238	■				
Coal Black 203	■		■		
Cobalt Blue 209	■	■			
Desert Sand 217	■		■		
Evergreen 234	■				
Gray 725	■	■	■	■	■
Hawaiian Blue 204	■				
Ivy Green 712	■	■	■	■	■
Koko Brown 215	■	■	■	■	■
Light Stone 206	■	■	■	■	■
Polar White 202	■		■	■	■
Radiant Red 730	■				
Regal White 702	■	■	■	■	■
Rustic Red 207	■	■	■	■	■
Saddle Tan 221	■	■	■	■	■
Vintage White 230	■				
Galvalume Plus® 018	■	■			
Galvanized 001	■				

## Prepainted Metal Roofs

Metal panels are painted using a multi-step process to achieve an attractive and durable finish. To inhibit corrosion and promote paint adhesion, the steel is first pretreated. Next, an epoxy modified polyester primer is laid down to improve adhesion and flexibility. Finally, a 30 percent siliconized modified polyester (SMP) topcoat is set down, which minimizes chalk and fade.

## Positive Partnership

ABC's long-term partnership with paint provider Valspar allows us to provide top quality paint systems, as well as access to multiple coating facilities so we can match and deliver any paint or custom color. All of Valspar's paints are now graffiti resistant, assuring that you can maintain your building's beauty against unwanted permanent products like spray paint, marker and shoe polish; and its siliconized modified polyester (SMP) topcoat is backed by one of the industry's best chalk and fade warranties.

## Delivery

Our commitment to quality and service extends beyond the products we deliver. Our goal is complete customer satisfaction on every project from start to finish, which is why each job is tracked internally by the most knowledgeable staff in the industry. After your order is properly packed and weighed for safe transportation, our fleet of delivery trucks provide accurate and on-time delivery to any location.

See the Commercial/ Industrial Color Chart for Signature® 300 color availability.

Corrugated and 5V Crimp available in Galvalume Plus®.

ABC offers a broad selection of post-frame trim accessories to meet your every need. Capable of matching soffits and gutters, we manufacture a wide variety of roll-formed trim in lengths up to 20 feet. Regardless of your level of experience, ABC has the knowledge and tools required to create custom trim for any new or existing application.

Contact your sales manager or visit [ABCMetalRoofing.com](http://ABCMetalRoofing.com) for details.



**ABCMetalRoofing.com**

- Adel, GA 877.595.6604
- Lubbock, TX 877.695.0477
- Memphis, TN 877.774.0157
- Mount Pleasant, IA 877.768.9460
- Nicholasville, KY 877.780.2119
- Oklahoma City, OK 877.795.4399
- Omaha, NE 877.804.3230
- Phoenix, AZ 877.774.6219
- Rome, NY 877.785.0821
- Salt Lake City, UT 877.814.1419

Descriptions and specifications contained herein were in effect at the time this publication was approved for printing. In a continuing effort to refine and improve products, American Building Components reserves the right to discontinue products at any time or change specifications and/or designs without incurring obligation. To ensure you have the latest information available, please inquire or visit our website at [abcmetalroofing.com](http://abcmetalroofing.com).